

FOUNDATION PHASE ANNUAL TEACHING PLAN GRADE 1: LIFE SKILLS

GUIDELINES ON HOW TO USE THE ADJUSTED CURRICULUM FOR LIFE SKILLS IN FOUNDATION PHASE:

- Life Skills is the backbone to teaching and learning in Foundation Phase. This fact cannot be emphasized strong enough. It enables “**deep teaching and learning**” when learners use the vocabulary, created Shared reading and writing texts, dictionary skills, creative writing and so forth.
- Beginning Knowledge and Personal and Social Well-being in the Life Skills curriculum are organized into topics. The use of topics is suggested as a means to integrate the content from the different study areas where possible and appropriate. Selected Life Skills topics in the CAPS for term 1 to 4 need to be covered
- The Life Skills Curriculum for Term 1 to 4 is encapsulated in this document.
- As in Term 2 to 4, the document includes Skills and Values, Core concepts and knowledge as well as possible resources to be used which is not included in CAPS.
- Life Skills content has been scaffolded in a coherent, simple manner across the allocated weeks for each Term.
- Four weeks has been allocated for ‘Readiness’ for Grade 1 which includes Perceptual development and Phonological awareness for learners **who may not be ready** for the formal curriculum. **Teaching and learning will continue after 2 weeks using the Topic as prescribed.** PE and Creative Arts, Read-aloud, Shared reading, games, sing-along, puzzle building continues as in the Topic “Me”.
- The Grade 1 context will determine whether some learners will need longer than 4 weeks and those few learners can continue the “Readiness Programme and Phonological awareness” alongside **teaching**. YOU MAY ADJUST THE WEEKS TO TEACH THE LIFE SKILLS TOPICS IN TERM 1 depending on how many weeks the learners needed to “catch up”.
- Please note that exposing learners to **Physical Education and Music allow for the development of Perceptual Development** e.g. Auditory discrimination, crossing the midline, spatial orientation etc.
- Grade 2 to 3 has an allocated 2 weeks for Baseline and orientation. You may use Term 4 Topics if you need to catch-up in Languages. Use the Topics, Content and skills to drive the Language teaching. YOU MAY ADJUST THE WEEKS TO TEACH THE LIFE SKILLS TOPICS IN TERM 1 depending on how many weeks your learners needed to “catch up”.

PLEASE NOTE THE FOLLOWING WHEN TEACHING THE MORE PRACTICAL STUDY AREAS (NATURAL SCIENCE, TECHNOLOGY, CREATIVE ARTS AND PHYSICAL EDUCATION) OF LIFE SKILLS

- **PLAY**, own choice and organized, is the **most important pedagogy** in Foundation Phase and cannot be neglected. This within COVID adherences.
- Learners need to feel that they belong and part of a group as this foster as sense of belonging and acceptance, especially in these times.
- Creative Art, singing and movement is a form of therapy to counteract the stresses which may be present. Psycho-social and emotional support is one of our priorities.
- In most cases some activities have either been omitted or adapted to adhere to social distancing. THE ACTIVITIES MAY BE ADAPTED to suit the context.

GUIDELINES FOR SCHOOL-BASED ASSESSMENT:

- This will be a continuous, informal process through observation and mostly practical in nature. Learners are to have multiple opportunities before any formal recording or code is given.
- Beginning Knowledge and Personal well-being may be a written assessment, however topics which included practical such as recording weather, plant growth, making a plant holder can be used as an assessment for both Life Skills and Home Language. Similarly, an art piece and ‘talking’ about your art piece can be used both for CA and Oral...Listening and Speaking. Use a rubric (one for each) with specific descriptors for each of the skills and outcomes specific to the product (oral and the art piece)
- Use the SBA Guidelines – You may adapt some of the rubrics.

We find ourselves in a very different “new normal” and we would like to remind you to take care of yourselves. Thank you for your dedication and drive to prepare our learners to be competent readers, critical thinkers and problem solvers.

FOUNDATION PHASE ANNUAL TEACHING PLAN GRADE 1: LIFE SKILLS



GRADE 1 REVISED TEACHING PLANS: LIFE SKILLS

TERM 1 45 DAYS	WEEK 1	WEEK 2	WEEK 3	WEEK 4	WEEK 5	WEEK 6	WEEK 7	WEEK 8	WEEK 9	WEEK 10
CAPS TOPICS:	ORIENTATION/ PERCEPTUAL DEVELOPMENT	ORIENTATION/ PERCEPTUAL DEVELOPMENT	ME PERCEPTUAL DEVELOPMENT	ME PERCEPTUAL DEVELOPMENT	AT SCHOOL	AT SCHOOL	HEALTHY HABITS	HEALTHY HABITS	WEATHER	WEATHER
PERSONAL & SOCIAL WELL-BEING	<p>DAILY COVID-19 MEASURES: Daily hygiene routines are to be strictly followed:</p> <ul style="list-style-type: none"> Remind learners of the daily routine. Encourage learners to stay at home when ill. Learners are to wear masks every day. Masks are only to be removed and placed in a safe place while they are eating. Supervise snack and lunchtime. Teach them to cover their mouth and nose with a flexed elbow or tissue when coughing or sneezing. Dispose of the used tissue immediately. Wash hands with soap and water often or sanitize your hands Sanitize and clean frequently touched surfaces or (5 table spoons of jik to 1 litre of water) toys, stationery, objects, etc. Introduce this practice as routine. Slogan: Keep your distance - Teach learners about social distancing and how to greet without touching. Help learners to cultivate compassion, increase resilience while building a safe environment and caring for others. Respond to learners' anxieties with love and care. Maintain a regular routine to keep the abnormal situation adapted to a "new normal". <p style="text-align: center;">TEACHERS TO ENSURE THEIR OWN SAFETY AND THE SAFETY OF THEIR LEARNERS IN THEIR OWN CONTEXTS</p> <ul style="list-style-type: none"> Beginning Knowledge and Personal and Social Well-being activities should address key concepts and skills relating to Social Science, Natural Science and Technology e.g. investigations, design, enquiry skills, etc. Ensure that vocabulary development is intentionally included to improve language. Creative Arts [Visual Arts and Performing Arts] should be integrated very strongly with Languages. Physical Education will be implemented for one hour per week, the 2nd hour will be utilised for reading of Personal and Social Well-being and Beginning Knowledge content knowledge e.g. comprehension pieces: "reading for meaning", stories, poems etc. Every Life Skills lesson will commence with a 5-minute lesson based on making learners aware of Covid-19 addressing washing hands, healthy habits, symptoms of Covid-19, social distancing, what and when to report to whom, discussing when a friend/family member pass away, etc. Learners are expected to complete the DBE workbook activities and one or two written activities or practical per week in a class workbook for BK and PSW <p>PLEASE NOTE: EXECUTIVE FUNCTIONS CONTROL AND REGULATES COGNITIVE AND SOCIAL BEHAVIOURS IS NOT WRITTEN INTO CAPS BUT THESE SKILLS ENABLE LEARNERS TO CONTROL IMPULSES, PAY ATTENTION, REMEMBER INFORMATION, PLAN AND ORGANISE TIME AND MATERIALS AND RESPOND APPROPRIATELY TO SOCIAL AND STRESSFUL SITUATIONS, THUS IMPERATIVE FOR LEARNING. PLEASE READ MORE ABOUT THIS.</p>									



FOUNDATION PHASE ANNUAL TEACHING PLAN GRADE 1: LIFE SKILLS

SKILLS AND VALUES: <ul style="list-style-type: none"> • Compare • Observe • Communicate • Ability to ... • Respect <ul style="list-style-type: none"> - Tolerance etc. 	<ul style="list-style-type: none"> • To show respect, love, empathy and acceptance • To demonstrate SKAVs 	<ul style="list-style-type: none"> • To show respect, love, empathy and acceptance • To demonstrate SKAVs 	<ul style="list-style-type: none"> • To develop a good hygiene, self-esteem, self-love and respect differences 	<ul style="list-style-type: none"> • To develop a good hygiene, self-esteem, self-love and respect differences 	<ul style="list-style-type: none"> • Identity • Identify • Respect • Tolerance • Observe school and class rules 	<ul style="list-style-type: none"> • Identity • Identify • Respect • Tolerance • Observe class and school rules 	<ul style="list-style-type: none"> • Observe • Identify • Respect • Care 	<ul style="list-style-type: none"> • Observe • Identify • Respect • Care • Compare 	<ul style="list-style-type: none"> • Observe • Compare • Identify • Communicate • Record • Identify. 	<ul style="list-style-type: none"> • Observe • Compare • Identify • Communicate • Record • Identify.
CORE CONCEPTS & KNOWLEDGE REMEMBER to always be aware of activities to promote EXECUTIVE FUNCTION - Working memory Inhibitory control Self-regulation	<ul style="list-style-type: none"> • Orientation to rules and procedures • Places in the classroom and school • Baseline 	<ul style="list-style-type: none"> • Orientation to rules and procedures • Places in the classroom and school • Baseline 	<ul style="list-style-type: none"> • Everyone is unique • Knowledge, identify, respect explore different things you/others can do. 	<ul style="list-style-type: none"> • Similarities and differences • Respect your own and other's differences and similarities. 	<ul style="list-style-type: none"> • Names • Rules and routines 	<ul style="list-style-type: none"> • Names • Rules and routines 	<ul style="list-style-type: none"> • Care of your body. • Know what good hygiene is and how to exercise it. 	<ul style="list-style-type: none"> • Toilet routine • Care of your body. • Knows good exercise and games • Application of knowledge 	<ul style="list-style-type: none"> • Knowledge of the effect of weather on how we dress 	<ul style="list-style-type: none"> • Care of your eyes
PRE-KNOWLEDGE:	<ul style="list-style-type: none"> • Perceptual skills • Everyday knowledge 	<ul style="list-style-type: none"> • Perceptual skills • Everyday knowledge 	<ul style="list-style-type: none"> • Perceptual skills • Everyday knowledge 	<ul style="list-style-type: none"> • Perceptual skills • Everyday knowledge 	<ul style="list-style-type: none"> • Perceptual skills • Everyday knowledge 	<ul style="list-style-type: none"> • Perceptual skills • Everyday knowledge 	<ul style="list-style-type: none"> • Perceptual skills • Everyday knowledge 	<ul style="list-style-type: none"> • Perceptual skills • Everyday knowledge 	<ul style="list-style-type: none"> • Perceptual skills • Everyday knowledge 	<ul style="list-style-type: none"> • Perceptual skills • Everyday knowledge
CAPS CONTENT: REMEMBER to always be aware of activities to promote EXECUTIVE FUNCTION - Working memory	<ul style="list-style-type: none"> • Perceptual development • Phonological awareness games- e.g. animal sounds, everyday sounds, music etc. 	<ul style="list-style-type: none"> • Perceptual development • Phonological awareness games- e.g. animal sounds, everyday sounds, music 	<ul style="list-style-type: none"> • We are special and unique • Things I can do (count, know colours, jump etc. • Discussion 	<ul style="list-style-type: none"> • How I am the same as my friends. (Height, hair colour, gender, weight etc.) • How I am different from my friends. 	<ul style="list-style-type: none"> • Name of my school, teacher and principal • Classroom routines and rules 	<ul style="list-style-type: none"> • Name of my school, teacher and principal • Classroom routines and rules 	<ul style="list-style-type: none"> • Sleep • Eating healthy food • Washing hands • Keeping clean • Hair, teeth and nails • I keep my body clean: 	<ul style="list-style-type: none"> • Proper use of toilet • Regular exercise and play. • Limited television 	<ul style="list-style-type: none"> • The weather and us-clothes, food, activities 	<ul style="list-style-type: none"> • Do not look directly into the sun-




FOUNDATION PHASE ANNUAL TEACHING PLAN GRADE 1: LIFE SKILLS

Inhibitory control Self-regulation	<ul style="list-style-type: none"> • Patterns-colour and shape • Building puzzles • Find my name • Games 	<ul style="list-style-type: none"> • Patterns-colour and shape • Building puzzles • Find my name • Games 	<ul style="list-style-type: none"> • <i>Where was I born?</i> 	<ul style="list-style-type: none"> • Discussion; show and tell 			<ul style="list-style-type: none"> • Some good habits 			
Ensure optimal use of DBE workbooks										
Reading and Comprehension										

RELIGIOUS AND OTHER SPECIAL DAYS CELEBRATED BY THE COMMUNITY SHOULD BE DISCUSSED AS THEY OCCUR THROUGHOUT THE TERM

RESOURCES:	<ul style="list-style-type: none"> • 3D Objects - Fruit, veg, cars, animals etc. • Colour • Size • Shape • Directions • Flashcards • Name tags • Signs • Bean bags etc. 	<ul style="list-style-type: none"> • 3D Objects Fruit, veg, cars, animals etc. • Colour • Size • Shape • Directions • Flashcards • Name tags • Signs • Bean bags etc. 	<ul style="list-style-type: none"> • DBE WB pg. 2. • DBE WB pg. 6 • Charts • Flashcards 	<ul style="list-style-type: none"> • DBE WB pg. 6-8 • 3D reality • Charts • Flashcards • Height chart • Scale 	<ul style="list-style-type: none"> • DBE WB pg. 12-13 • 3D reality • Flashcards • Charts 	<ul style="list-style-type: none"> • DBE WB pg. 16 • 3D reality • Flashcards • Charts 	<ul style="list-style-type: none"> • DBE WB pg. 20-21 • DBE WB pg. 24. • 3D reality • Flashcards • Charts 	<ul style="list-style-type: none"> • DBE WB pg. 22-23 • DBE WB pg. 26-27 • DBE WB pg. 28 • DBE WB pg.29 	<ul style="list-style-type: none"> • DBE WB pg. 31-32 • 3D reality • Flashcards • Charts • Video 	<ul style="list-style-type: none"> • Flashcards • Charts • Video
Flashcards/ Vocabulary for Focus board and Word Wall Library books/books										

INFORMAL ASSESSMENT	<ul style="list-style-type: none"> • The activities must be observed and assessed during daily lesson activities in Life Skills. Also note SKAVs that is developed and mastered for Home Language and Mathematics. • Written activities can be given. • Skills, knowledge application, attitude and values are not meant to be an assessment activity but rather should ensure that learners are afforded opportunities to demonstrate these skills orally, practically and in written form. • This must be informal and continuous.
----------------------------	--

SCHOOL BASED ASSESSMENT:	<p>REFER TO DBE SBA Guidelines</p> 
---------------------------------	--




FOUNDATION PHASE ANNUAL TEACHING PLAN GRADE 1: LIFE SKILLS

TERM 1 45 DAYS		WEEK 1	WEEK 2	WEEK 3	WEEK 4	WEEK 5	WEEK 6	WEEK 7	WEEK 8	WEEK 9	WEEK 10	
BEGINNING KNOWLEDGE	CAPS TOPICS:	ORIENTATION / PERCEPTUAL DEVELOPMENT	ORIENTATION/ PERCEPTUAL DEVELOPMENT	ME PERCEPTUAL DEVELOPMENT	ME PERCEPTUAL DEVELOPMENT	AT SCHOOL	AT SCHOOL	HEALTHY HABITS	HEALTHY HABITS	WEATHER	WEATHER	
	SKILLS AND VALUES: <ul style="list-style-type: none"> • Scientific Process Skills • Technological Process skills • Geographical skills • Inquiry • Interpretation • Values • Attitudes 	<ul style="list-style-type: none"> • Demonstrate skills and competencies 	<ul style="list-style-type: none"> • Demonstrate skills and competencies 	<ul style="list-style-type: none"> • Communicate • Observation 	<ul style="list-style-type: none"> • Communi- cate • Observation 	<ul style="list-style-type: none"> • Observe • Identify cause and effect • Communicate • Pose solutions 	<ul style="list-style-type: none"> • Define • Character • identify cause and effect • Communi- cate • Pose solutions • Values 	<ul style="list-style-type: none"> • Care • Compare 	<ul style="list-style-type: none"> • Care • Compare 	<ul style="list-style-type: none"> • Observe • Compare • Identify • Classify • Measure • Experiment • Communi- cate • Respect 	<ul style="list-style-type: none"> • Observe • Compare • Identify • Classify • Measure • Experiment • Communi- cate • Respect 	
	REMEMBER to always be aware of activities to promote Executive Functioning: Working memory, Inhibitory control and Self-regulation Learner talk, discussion, exploration, INQUIRY ‘find-out’, problem solving, thinking and reasoning is of utmost importance											
	CORE CONCEPTS & KNOWLEDGE: Ensure optimal use DBE WORKBOOKS Reading for meaning of fictional and non-fictional text	<ul style="list-style-type: none"> • Direction, place; next to, behind, in front of, on top of [Mathematics vocabulary] 	<ul style="list-style-type: none"> • Direction, place; next to, behind, in front of, on top of [Mathematics vocabulary] 	<ul style="list-style-type: none"> • Knowledge of own personal details. • Where I live, my telephone number and age • <i>Where was I born? (place)</i> 	<ul style="list-style-type: none"> • Knowledge of own personal details. • Where I live, my tele- phone number and age • <i>Where was I born?(place)</i> 	<ul style="list-style-type: none"> • Knowledge of own school. • Direction and orientation. • Follow a simple map 	<ul style="list-style-type: none"> • Understand the reason and need for classroom routines and rule • Know and apply rules. • Remember and identify the direction to school 	<ul style="list-style-type: none"> • Good eating and health habits • Keep healthy 	<ul style="list-style-type: none"> • Good eating and health habits Keep healthy 	<ul style="list-style-type: none"> • Observation of weather conditions. • Identify the condition • Effect on us. • Know, apply symbols. • Report • Record. • Interpret 	<ul style="list-style-type: none"> • Observation of weather conditions. • Identify the condition • Effect on us • Ensure healthy life. 	
	CAPS CONTENT:	Notes: The weather chart should be		<ul style="list-style-type: none"> • Personal details - such as name, 		<ul style="list-style-type: none"> • Name of school, teacher and principal. 	<ul style="list-style-type: none"> • Classroom routines and rule 			<ul style="list-style-type: none"> • A daily weather chart 	<ul style="list-style-type: none"> • Explain to learners why they should 	



FOUNDATION PHASE ANNUAL TEACHING PLAN GRADE 1: LIFE SKILLS

<p>REMEMBER to always be aware of activities to promote Executive Function - Working memory Inhibitory control Self-regulation</p>	<p>updated throughout the year.</p>		<p>address, telephone numbers and age. • About me:</p>		<ul style="list-style-type: none"> • Where to find different places in the school-toilet, office, play areas. 	<ul style="list-style-type: none"> • How I get to school: • I am proud of my school 			<ul style="list-style-type: none"> • Regular observation of weather condition • Hot, cold, windy, rainy, cloudy, sunny, misty • Symbols to describe conditions 	<p>never look directly into the sun. • her and us</p>
<p>RESOURCES: Flashcards/ Vocabulary for Focus board and Word Wall Library books</p>			<ul style="list-style-type: none"> • DBE WB Pg.2 • 3D • Charts • Etc. 		<ul style="list-style-type: none"> • 3D • Charts • Video 	<ul style="list-style-type: none"> • DBE WB Pg. 12-13 • DBE WB pg16-17 • DBE WB pg. 18 			<ul style="list-style-type: none"> • DBE WB pg. 30. • Weather chart • Symbols 	<ul style="list-style-type: none"> • DBE WB pg. 31- 32.
<p>WEATHER: WEATHER TO BE TAUGHT UNTIL LEARNERS CAN INDEPENDENTLY OBSERVE THE WEATHER AND CHANGE THE ICONS DAILY. THE WEATHER CHART SHOULD BE UPDATED DAILY THROUGHOUT THE YEAR.</p> <ul style="list-style-type: none"> • Predictions • Minimum and maximum temperature • Symbols (Celsius, weather forecast) • Cloud cover • Complete own weather chart - Precipitation (rain), wind, etc. Complete own weather chart. Precipitation (rain) , wind, etc. Develop knowledge and skills progressively 										
<p>INFORMAL ASSESSMENT</p>	<ul style="list-style-type: none"> • The practical activities must be observed and informally assessed during daily lesson activities in Life Skills. Also note SKAVs that is developing, developed and mastered for Home Language and Mathematics • Some written activities can be given. • Skills, knowledge application, attitude and values are not meant to be an assessment activity but ensure that learners are afforded opportunities to demonstrate these skills orally and practically. • This is informal and continuous. 									
<p>SCHOOL BASED ASSESSMENT:</p>	<ul style="list-style-type: none"> • REFER TO DBE SBA Guidelines  									

FOUNDATION PHASE ANNUAL TEACHING PLAN GRADE 1: LIFE SKILLS



TERM 1 45 DAYS		WEEK 1	WEEK 2	WEEK 3	WEEK 4	WEEK 5	WEEK 6	WEEK 7	WEEK 8	WEEK 9	WEEK 10	
CREATIVE ARTS	CAPS TOPICS:	ORIENTATION PERCEPTUAL DEVELOPMENT	ORIENTATION/ PERCEPTUAL DEVELOPMENT	ME	ME	AT SCHOOL	AT SCHOOL	HEALTHY HABITS	HEALTHY HABITS	WEATHER	WEATHER	
	CREATE IN 2D											
	Learners to EACH have their own ice cream container with their own stationery (pritt, scissors, pencil crayons, crayons etc.) If this is not possible, draw with what is available											
	Use the Art piece as an oral and for extending to creative writing											
	REMEMBER to always be aware of activities to promote Executive Functioning : Working memory, Inhibitory control and Self-regulation											
	• Draw pictures of yourself using different media, thick wax crayons or chalk		X									
	• Draw and paint pictures of self -interacting with others							X				
	• Paint own portrait adding features - eyes, ears, nose and mouth; discuss features on the head, shape, colour and line.					X						
	• Print patterns with thick paint									X		
	CREATE A 3D (CONSTRUCTION)											
Adapt the activity to your context – The activity helps to consolidate/revise geometric shape (Mathematics)												
• Box constructions using • recyclable boxes; emphasis on geometric shapes; discuss shapes										X	X	



FOUNDATION PHASE ANNUAL TEACHING PLAN GRADE 1: LIFE SKILLS

PERFORMING ARTS

SKILL IMPROVISE AND INTERPRET

Use own demarcated space – You may adapt an activity to suit your context

THESE ASPECTS ARE IMPORTANT FOR EXPRESSION, PSYCHO-SOCIAL, EMOTIONAL SUPPORT AND A SENSE OF BELONGING

<ul style="list-style-type: none"> Exploring shape and weight using action words and movements such as crooked, narrow, wide, feathery, pulling a heavy box, etc. Imagine you are...action is done in own space 			X							
<ul style="list-style-type: none"> Singing indigenous songs Using appropriate movements and DBE WB pg.10 					X					
<ul style="list-style-type: none"> Simple improvisation around familiar experiences in own family and community such as the 'birthday party', 'umdlalo', playing 'pophuis', etc. 							X			
<ul style="list-style-type: none"> Dramatisation: making up short stories 										X

CREATIVE GAMES AND SKILLS

Use own space **at their chair or a demarcated area outside with clear markings** (lanes can be drawn on tarmac- learners take turns 7 or 8 at a time dependent on the number of lanes- If no space, do not do the locomotor activities)

THESE ASPECTS ARE IMPORTANT FOR EXPRESSION, PSYCHO-SOCIAL, EMOTIONAL SUPPORT AND A SENSE OF BELONGING

<ul style="list-style-type: none"> Warming up body parts such as 'playing the piano', 'washing body', 'shaking off water', etc. 	X	X			X					
<ul style="list-style-type: none"> Safe environment: finding own space: Direction, place; next to, behind, in 	X									



FOUNDATION PHASE ANNUAL TEACHING PLAN GRADE 1: LIFE SKILLS

	front of, on top of [Mathematics vocabulary] Use a bean bag or crumbled paper ball.										
	<ul style="list-style-type: none"> Locomotor movements: walking, skipping and running forwards and backwards – own space 			X			X		X		
	<ul style="list-style-type: none"> Non-locomotor movements: bending knees, shoulder and wrist circles 					X					
	<ul style="list-style-type: none"> Warming up voice: breathing exercises and creative games such as blowing out candles, etc. Song: Five little monkeys. DBE WB pg.10 			X			X			X	X
	<ul style="list-style-type: none"> Body awareness exploring space and direction such as below, behind, above, using bodies or obstacles 	X	X								
	<ul style="list-style-type: none"> Keeping a steady beat with changes in tempo whilst clapping or moving in time to music such as walking in fours, skipping in twos DBE WB pg.3 			X			X			X	
	<ul style="list-style-type: none"> Cooling down the body and relaxation: e.g. 'candle melting', 'balloon deflating' 	X	X			X			X		



FOUNDATION PHASE ANNUAL TEACHING PLAN GRADE 1: LIFE SKILLS

INFORMAL ASSESSMENT

- The activities must be observed and assessed during daily lesson activities in Life Skills. Also note SKAVs that is developed and mastered for Home Language and Mathematics
- Ensure that learners are afforded opportunities to demonstrate these skills practically.
- This is informal and continuous.

SCHOOL BASED ASSESSMENT:

REFER TO DBE SBA Guidelines





FOUNDATION PHASE ANNUAL TEACHING PLAN GRADE 1: LIFE SKILLS

TERM 1 45 DAYS		WEEK 1	WEEK 2	WEEK 3	WEEK 4	WEEK 5	WEEK 6	WEEK 7	WEEK 8	WEEK 9	WEEK 10	
CAPS TOPICS:		ORIENTATION / BASELINE	ORIENTATION BASELINE	ME	ME	AT SCHOOL	AT SCHOOL	HEALTHY HABITS	HEALTHY HABITS	WEATHER	WEATHER	
SKILLS: REMEMBER to always be aware of activities to promote EXECUTIVE FUNCTION - Working memory Inhibitory control Self-regulation		<p>PLAY IS THE NATURAL WAY LEARNERS LEARN AT THIS AGE AND STAGE OF DEVELOPMENT. PLAY SHOULD NOT BE WITHHELD.</p> <ul style="list-style-type: none"> • Maintain social distancing. • Activities has been modified to maintain social distancing. • The activities are adapted for a classroom situation- where overcrowding exist- allow learners to be keep a safe distance outside the class. • Locomotor activities can be practiced whilst learners are walking in and out of class in the morning or returning from interval. • Navigating safely when responding to movement instructions • Ensure that the lessons have the following activities: warm-up, main and cool down. You could combine some of the warming-up, locomotor and non-locomotor activities of creative games and skills with PE. • Allow learners to use their own apparatus or alternatively use the apparatus in groups on different days to allow for sanitizing. • All equipment to be washed down after every use (1 litre of water and 5 tablespoons of jik) <p>PLEASE NOTE, EVEN THOUGH ACTIVITIES HAVE BEEN PLOTTED PER WEEK, YOU MAY CHANGE THE ACTIVITIES TO SUIT YOUR NEED OR/AND CONTEXT</p>										
PHYSICAL EDUCATION		LOCOMOTOR										
		<p>These activities to be done in a clearly demarcated area. If a large enough area is not available work in small groups OR adapt the activities (Observation of COVID regulation) MOVEMENT AND STRENGTHENING LARGE AND CORE MUSCLES IMPORTANT FOR DEVELOPMENT FOR SITTING AT TABLE OR ON MAT . IT ALSO GIVES A SENSE OF BELONGING.</p>										
		• Dodging and walking in different directions	X			X			X			X
		• Dodging games around skittles changing direction					X					
• Using senses: hearing - listen to instructions while moving around		X										




FOUNDATION PHASE ANNUAL TEACHING PLAN GRADE 1: LIFE SKILLS

RHYTHM (Observe spacing – social distancing) Hop scotch ONE child at a time – sanitise handles of the rope										
• Hop-scotch				X						
• Rope skipping									X	
• Rhymes singing while performing body actions			X				X			
BALANCE With strict supervision - one child at a time (Draw a few blocks for 5 learners to have a turn simultaneously observe social distancing while the others are sitting lined up to wait their turn)										
• Dodging games around skittles changing direction						X				
• Balance walking on low level balancing form in different ways							X			X
LATERALITY (At chair OR outdoors in an open demarcated space)										
• Activities using the non-dominant [ND] side of the body- Hopping on ND foot, catching own bean bag with NB. Hand, foot etc.									X	
SPORTS AND GAMES You may add your own games										
• Movement games concepts of size,		X						X		



FOUNDATION PHASE ANNUAL TEACHING PLAN GRADE 1: LIFE SKILLS

distance, space and quantity covered										
RESOURCES Improvise	<ul style="list-style-type: none"> • Use painted empty cooldrink bottles filled with sand as markers/ cones • Skipping ropes – pick and pay plastic bags plaited for a long enough skipping rope • Bean bags – small squares sown and filled with pebbles, beans etc. – Bean bags easier to handle and control – Home- made ball- newspaper rolled into a ball and covered with cello tape • Balance beam- bricks covered with material; blocks covered with material etc. 									
INFORMAL ASSESSMENT	<ul style="list-style-type: none"> • The activities must be observed and assessed during daily lesson activities in Life Skills. Also note SKAVs that is developed and mastered for Home Language and Mathematics • Ensure that learners are afforded opportunities to demonstrate these skills practically. • This is informal and continuous. 									
SCHOOL BASED ASSESSMENT:	<p>REFER TO DBE SBA Guidelines</p> 									


FOUNDATION PHASE ANNUAL TEACHING PLAN GRADE 1: LIFE SKILLS

GRADE 1 REVISED TEACHING PLANS: LIFE SKILLS

TERM 2 51 DAYS		WEEK 1-4	WEEK 5	WEEK 6	WEEK 7	WEEK 8	WEEK 9	WEEK 10	WEEK 11
PERSONAL & SOCIAL WELL-BEING	CAPS TOPICS:	TERM 1 "THEMES AND COVERAGE"	ORIENTATION MY FAMILY	ORIENTATION MY FAMILY	SAFETY IN THE HOME	MY BODY	MY BODY	KEEPING MY BODY SAFE	KEEPING MY BODY SAFE
	SKILLS AND VALUES: <ul style="list-style-type: none"> • Compare • Observe • Communicate • Identify/ Identity • Ability to ... • Respect • Tolerance etc. 		<ul style="list-style-type: none"> • Respect • To show love and admiration 	<ul style="list-style-type: none"> • Respect • To show love and admiration 	<ul style="list-style-type: none"> • Observe • Identify 	<ul style="list-style-type: none"> • To care for your body • Appreciation 	<ul style="list-style-type: none"> • Appreciation for your sense of smell, taste, touch, hearing • Textures, taste, smells, etc. 	<ul style="list-style-type: none"> • Caring for yourself • Appreciation for safe situations 	<ul style="list-style-type: none"> • Taking care of your body • Practicing healthy responses
	CORE CONCEPTS & KNOWLEDGE REMEMBER to always be aware of activities to promote EXECUTIVE FUNCTION - Working memory Inhibitory control Self-regulation		<ul style="list-style-type: none"> • Understands concept of family and responsibility 	<ul style="list-style-type: none"> • Understands concept of family • Love and appreciation 	<ul style="list-style-type: none"> • Understand the concept of safety in and around the home • Knowing what to do in an emergency 	<ul style="list-style-type: none"> • Personal Awareness of how my body moves/ functions 	<ul style="list-style-type: none"> • Personal Awareness of the senses – sensory experience • Identify uses and expresses them 	<ul style="list-style-type: none"> • Personal safety and health practices 	<ul style="list-style-type: none"> • Personal safety and health practices
CAPS CONTENT: Ensure Optimal use of DBE WORKBOOKS Reading for meaning of fictional and non-fictional text		<ul style="list-style-type: none"> • What a family is • Members of my family - immediate and extended • Caring for each other at home 	<ul style="list-style-type: none"> • What is a family • Caring for each other at home 	<ul style="list-style-type: none"> • Dangers at home -When cooking -When washing -Lighting & electricity -Outside areas 	<ul style="list-style-type: none"> • Different parts of my body and how it moves 	<ul style="list-style-type: none"> • The five senses and their uses • Touch, smell, sound, sight and taste 	<ul style="list-style-type: none"> • Safe and Unsafe situations & places • Yes, and no feelings • Practicing saying "no" 	<ul style="list-style-type: none"> • Protecting our bodies from illness - Covering mouth and nose when sneezing or coughing 	



FOUNDATION PHASE ANNUAL TEACHING PLAN GRADE 1: LIFE SKILLS

		<ul style="list-style-type: none"> Note: Learners come from many different types of family. Ensure inclusivity 		<ul style="list-style-type: none"> -Medicine -Poisonous substances - types and recognising warning symbols • Keeping safe when home alone 					<ul style="list-style-type: none"> - Never touching another person's blood - Washing fruit and vegetables before eating
RESOURCES: Flashcards/ Vocabulary for Focus board and Word Wall Library books/books		<ul style="list-style-type: none"> • DBE Workbook Pg. 34 to 39 • 3D • Charts 	• DBE WB Pg. 34 to 39	<ul style="list-style-type: none"> • DBE WB Pg. 40 to 46 • Charts 	<ul style="list-style-type: none"> • DBE WB Pg. 48 to 53 • 3D • Charts 	<ul style="list-style-type: none"> • DBE WB Pg. 48 to 53 • 3D • Salt, pepper, honey etc. taste • Flowers, herbs, garlic etc. smell. • Recordings of everyday sounds 	<ul style="list-style-type: none"> • DBE WB Pg. 54 to 59 • Charts • Video 	<ul style="list-style-type: none"> • DBE WB pg. 54 to 59 • Charts • Videos 	
RELIGIOUS AND OTHER SPECIAL DAYS CELEBRATED BY THE COMMUNITY SHOULD BE DISCUSSED AS THEY OCCUR THROUGHOUT THE TERM									
INFORMAL ASSESSMENT:	<ul style="list-style-type: none"> The activities must be observed and assessed during daily lesson activities in Life Skills. Also note SKAVs that is developed and mastered for Home Language and Mathematics. Written activities can be given. Skills, knowledge application, attitude and values are not meant to be an assessment activity but rather should ensure that learners are afforded opportunities to demonstrate these skills orally, practically and in written form. This must be done informally and continuous. 								
SCHOOL BASED ASSESSMENT:	REFER TO DBE SBA Guidelines 								




FOUNDATION PHASE ANNUAL TEACHING PLAN GRADE 1: LIFE SKILLS

TERM 2 51 DAYS		WEEK 1-4	WEEK 5	WEEK 6	WEEK 7	WEEK 8	WEEK 9	WEEK 10	WEEK 11
CAPS TOPICS:		TERM 1 "THEMES AND COVERAGE"	ORIENTATION MY FAMILY	ORIENTATION MY FAMILY	SAFETY IN THE HOME	MY BODY	MY BODY	KEEPING MY BODY SAFE	KEEPING MY BODY SAFE
BEGINNING KNOWLEDGE	SKILLS AND VALUES: <ul style="list-style-type: none"> • Scientific Process Skills • Technological Process skills • Geographical skills • Inquiry • Interpretation • Values • Attitudes 				Technological Process Skills Values	Scientific Process Skills Values Attitudes	Scientific Process Skills Values Attitudes	Scientific Process Skills Values Attitudes	Scientific Process Skills Values Attitudes
	REMEMBER to always be aware of activities to promote Executive Functioning: Working memory, Inhibitory control and Self-regulation Learner talk, discussion, exploration, INQUIRY 'find-out', problem solving, thinking and reasoning is of utmost importance								
	KNOWLEDGE:				<ul style="list-style-type: none"> • Understanding the dangers of being alone and what to do. 	LIFE AND LIVING <ul style="list-style-type: none"> • Understand and explain how the organs works (functions) 	LIFE AND LIVING <ul style="list-style-type: none"> • Understand and explain how the organs works (functions) 		
	CAPS CONTENT: ENSURE OPTIMAL USE OF DBE WORKBOOKS Reading for meaning (comprehension) of fictional and non-fictional text		No natural link		<ul style="list-style-type: none"> • Dangers at home • Design and make an Emergency number card 	<ul style="list-style-type: none"> • Parts of my body that I cannot see - include lungs, heart, (inquiry process) 	<ul style="list-style-type: none"> • Parts of my body that I cannot see - stomach, brain, skeleton (inquiry process) 	Making water safe to drink TEACHER TO DEMONSTRATE <ul style="list-style-type: none"> • Pot, stove, water • Other forms. Jik, filtering 	



FOUNDATION PHASE ANNUAL TEACHING PLAN GRADE 1: LIFE SKILLS

RESOURCES: Flashcards/ Vocabulary for Focus board and Word Wall Library books/books			<ul style="list-style-type: none"> • DBE WB pg. 40-46 • Materials for Technological process 	<ul style="list-style-type: none"> • DBE WB pg. 48-53 • 3D • Charts • Videos 	<ul style="list-style-type: none"> • DBE WB pg. 48-53 • 3D • Chart • Videos 	<ul style="list-style-type: none"> • DBE WB pg. 54 to 59 • Videos
<p>WEATHER: WEATHER TO BE TAUGHT UNTIL LEARNERS CAN INDEPENDENTLY OBSERVE THE WEATHER AND CHANGE THE ICONS DAILY. THE WEATHER CHART SHOULD BE UPDATED DAILY THROUGHOUT THE YEAR.</p> <ul style="list-style-type: none"> • Predictions • Minimum and maximum temperature • Symbols (Celsius, weather forecast) • Cloud cover • Complete own weather chart - Precipitation (rain), wind, etc. Complete own weather chart. Precipitation (rain) , wind, etc. Develop knowledge and skills progressively 						
INFORMAL ASSESSMENT:	<ul style="list-style-type: none"> • The practical activities must be observed and informally assessed during daily lesson activities in Life Skills. Also note SKAVs that is developing, developed and mastered for Home Language and Mathematics • Some written activities can be given. • Skills, knowledge application, attitude and values are not meant to be an assessment activity but ensure that learners are afforded opportunities to demonstrate these skills orally and practically. • This is informal and continuous. 					
SCHOOL BASED ASSESSMENT:	<p>REFER TO DBE SBA Guidelines</p> 					



FOUNDATION PHASE ANNUAL TEACHING PLAN GRADE 1: LIFE SKILLS

TERM 2 51 DAYS		WEEK 1-4	WEEK 5	WEEK 6	WEEK 7	WEEK 8	WEEK 9	WEEK 10	WEEK 11	
CREATIVE ARTS	CAPS TOPICS:	TERM 1 "THEMES AND COVERAGE"	ORIENTATION MY FAMILY	ORIENTATION MY FAMILY	SAFETY IN THE HOME	MY BODY	MY BODY	KEEPING MY BODY SAFE	KEEPING MY BODY SAFE	
	REMEMBER to always be aware of activities to promote Executive Functioning : Working memory, Inhibitory control and Self-regulation									
	CREATE IN 2D Learners to EACH have their own ice cream container with their own stationery (pritt, scissors, pencil crayons, crayons etc.)									
	Finger painting or brush painting: discuss mixing of primary colours to achieve secondary colours				X	X	X			
	Make drawings of self with your family in an activity. Discuss line and shape		X						X	
	Fine motor and sensory coordination: eye hand coordination. Manipulation of tools and equipment			X			X	X		
Makes drawings of self in action, Encourage awareness of the body Name and discuss active body parts				X					X	




FOUNDATION PHASE ANNUAL TEACHING PLAN GRADE 1: LIFE SKILLS

CREATE A 3D (CONSTRUCTION) (Learners to have their own dough or clay in container and own materials for personal use)								
	Make models out of clay/ playdough; encourage correct use of materials and tools				X		X	
	Construct houses/imaginary shelters using recyclable boxes and other materials. Encourage the correct use of glue and applicators				X			
SKILL IMPROVISE AND INTERPRET								
PERFORMING ARTS	Role play (stepping in the shoes of someone else)		X					
	Developing short sentences of dialogue -conversation between the elephant and mouse or any other						X	
	Movements appropriate to a role in different situations							X
	Sings songs using contrasts such as soft and loud, fast and slow							X
	CREATIVE GAMES AND SKILLS							
Use own space at their chair or a demarcated area outside with clear markings (lanes can be drawn on tarmac- learners take turns 7 or 8 at a time dependent on the number of lanes- If no space, do not do the locomotor activities)								
	Warming up the body: circling the hands and ankles, making shapes with the body such as large and small, wide narrow		X	X		X	X	X



FOUNDATION PHASE ANNUAL TEACHING PLAN GRADE 1: LIFE SKILLS

Freeze games focusing on control, eye focus and use of space			X	X				
Locomotor movements: hopping, jumping and galloping forwards and sideways (outside)		X						
Axial movements: twisting, swinging the arms and side bends					X			
Exploring beginnings, middles and endings of songs, stories & movements						X		
Vocal exercises -rhymes, tongue twisters, songs with focus & clarity in vocal exercises				X		X	X	
Cooling down the body and relaxation: games e.g. rocking a baby, swaying, etc.		X			X	X	X	
INFORMAL ASSESSMENT:	<ul style="list-style-type: none"> • The activities must be observed and assessed during daily lesson activities in Life Skills. Also note SKAVs that is developed and mastered for Home Language and Mathematics • Ensure that learners are afforded opportunities to demonstrate these skills practically. • This is informal and continuous 							
SCHOOL BASED ASSESSMENT:	REFER TO DBE SBA Guidelines 							



FOUNDATION PHASE ANNUAL TEACHING PLAN GRADE 1: LIFE SKILLS

TERM 2 51 DAYS		WEEK 1-4	WEEK 5	WEEK 6	WEEK 7	WEEK 8	WEEK 9	WEEK 10	WEEK 11
PHYSICAL EDUCATION	CAPS TOPICS:	TERM 1 "THEMES AND COVERAGE"	ORIENTATION MY FAMILY	ORIENTATION MY FAMILY	SAFETY IN THE HOME	MY BODY	MY BODY	KEEPING MY BODY SAFE	KEEPING MY BODY SAFE
	SKILLS:	<p>PLAY IS THE NATURAL WAY LEARNERS LEARN AT THIS AGE AND STAGE OF DEVELOPMENT. PLAY SHOULD NOT BE WITHHELD.</p> <ul style="list-style-type: none"> • Maintain social distancing. • Activities has been modified to maintain social distancing. • The activities are adapted for a classroom situation- where overcrowding exist- allow learners to be keep a safe distance outside the class. • Locomotor activities can be practiced whilst learners are walking in and out of class in the morning or returning from interval. • Navigating safely when responding to movement instructions • Ensure that the lessons have the following activities: warm-up, main and cool down. You could combine some of the warming-up, locomotor and non-locomotor activities of creative games and skills with PE. • Allow learners to use their own apparatus or alternatively use the apparatus in groups on different days to allow for sanitizing. • All equipment to be washed down after every use (1 litre of water and 5 tablespoons of jik) <p>PLEASE NOTE, EVEN THOUGH ACTIVITIES HAVE BEEN PLOTTED PER WEEK, YOU MAY CHANGE THE ACTIVITIES TO SUIT YOUR NEED OR/AND CONTEXT</p>							
		LOCOMOTOR							
	Body parts: singing songs or recite rhymes while touching various parts of the body such as touch the knees, toes, nose, head, ears, etc.		X			X			
Games - "Simon Says" - moving different parts of the body							X		



FOUNDATION PHASE ANNUAL TEACHING PLAN GRADE 1: LIFE SKILLS

RHYTHM (use chair as marker- mostly on the spot or around their chair or outdoors)								
Jumping and hopping			X					
Jump up and down; jump high and low					X		X	X
Jump forwards, backwards and sideways		X		X				
Finger play activities - finger rhymes		X		X		X		
COORDINATION Activity can be done only if you have enough space- Learners do the activity outside in a demarcated area								
Eye-hand-foot co-ordination - dribbling balls around skittles and kicking balls between skittles		X				X		X
BALANCE Walking from line-up to classroom								
Walking on a rope or line marked on the ground		X		X	X			
LATERALITY (At chair or outside)								
Throw and catch a bean bag with non-dominant hand		X						
Balance on non-dominant leg				X	X			
Own activity- Develop a 2-minute chair routine			X				X	X



FOUNDATION PHASE ANNUAL TEACHING PLAN GRADE 1: LIFE SKILLS

SPORTS AND GAMES								
Traditional /indigenous games chose by learners-played seated			X			X		
INFORMAL ASSESSMENT	<ul style="list-style-type: none"> • The activities must be observed and assessed during daily lesson activities in Life Skills. Also note SKAVs that is developed and mastered for Home Language and Mathematics • Ensure that leaners are afforded opportunities to demonstrate these skills practically. • This must be informal and continuous. 							
SCHOOL BASED ASSESSMENT:	<p>REFER TO DBE SBA Guidelines</p> 							




FOUNDATION PHASE ANNUAL TEACHING PLAN GRADE 1: LIFE SKILLS

GRADE 1 REVISED TEACHING PLANS: LIFE SKILLS

TERM 3 52 DAYS		WEEK 1 - 4	WEEK 5	WEEK 6	WEEK 7	WEEK 8	WEEK 9	WEEK 10	WEEK 11
PERSONAL & SOCIAL WELL-BEING	CAPS TOPICS:	TERM 1 "THEMES AND COVERAGE"	MY COMMUNITY	MY COMMUNITY	PETS	MANNERS AND RESPONSIBILITY	PLANTS AND SEEDS	FOOD	FOOD
	SKILLS AND VALUES: <ul style="list-style-type: none"> • Compare • Observe • Communicate • Identify/ Identity • Ability to ... • Respect • Tolerance etc. 		<ul style="list-style-type: none"> • Pride • Respect 	<ul style="list-style-type: none"> • Pride • Respect 	<ul style="list-style-type: none"> • Caring • Function of Animal Welfare, work and contact details 	<ul style="list-style-type: none"> • Sharing • Kindness • Listening • Honesty 		<ul style="list-style-type: none"> • Identifying healthy and unhealthy lifestyles • Correct choices 	<ul style="list-style-type: none"> • Identifying healthy and unhealthy lifestyles • Correct choices
	CORE CONCEPTS & KNOWLEDGE REMEMBER to always be aware of activities to promote EXECUTIVE FUNCTION - Working memory Inhibitory control Self-regulation		<ul style="list-style-type: none"> • Healthy living/ habits/ practices 	<ul style="list-style-type: none"> • Healthy living/ habits/ practices 	<ul style="list-style-type: none"> • Healthy living/ habits/ practices 	<ul style="list-style-type: none"> • Interpersonal relationships and values 		<ul style="list-style-type: none"> • Balanced diet • Correct choices 	<ul style="list-style-type: none"> • Balanced diet • Correct choices



FOUNDATION PHASE ANNUAL TEACHING PLAN GRADE 1: LIFE SKILLS

<p>CAPS CONTENT:</p> <p>ENSURE OPTIMAL USE OF DBE WORKBOOKS Reading for meaning (comprehension) of fictional and non-fictional text</p>		<ul style="list-style-type: none"> • My role 	<ul style="list-style-type: none"> • My role 	<ul style="list-style-type: none"> • Animals we can keep as pets • How to look after pets at home • Treating animals appropriately • Animal Welfare 	<ul style="list-style-type: none"> • Greeting people we know and strangers • Waiting my turn • Listening to others • Sharing • Showing kindness • Being honest • Respecting others and belongings 	<p>No natural link</p>	<ul style="list-style-type: none"> • Foods we eat • Healthy and Unhealthy food 	<ul style="list-style-type: none"> • Healthy choices and the right amount of food
<p>RESOURCES: Flashcards/ Vocabulary for Focus board and Word Wall Library books/books</p>			<ul style="list-style-type: none"> • DBE WB pg. 10-13 • 3D • Charts • Videos 	<ul style="list-style-type: none"> • DBE WB pg. 14-17 • Costumes for role-play • Charts 		<ul style="list-style-type: none"> • DBE WB pg. 26-32 • 3D • Video 	<ul style="list-style-type: none"> • DBE WB pg. 26-32 • 3D • Video 	
<p>RELIGIOUS AND OTHER SPECIAL DAYS CELEBRATED BY THE COMMUNITY SHOULD BE DISCUSSED AS THEY OCCUR THROUGHOUT THE TERM</p>								
<p>INFORMAL ASSESSMENT</p>	<ul style="list-style-type: none"> • The activities must be observed and assessed during daily lesson activities in Life Skills. Also note SKAVs that is developed and mastered for Home Language and Mathematics. • Written activities can be given. • Skills, knowledge application, attitude and values are not meant to be an assessment activity but rather should ensure that learners are afforded opportunities to demonstrate these skills orally, practically and in written form. • This must be informal and continuous. 							
<p>SCHOOL BASED ASSESSMENT:</p>	<p>REFER TO DBE SBA Guidelines</p> 							



FOUNDATION PHASE ANNUAL TEACHING PLAN GRADE 1: LIFE SKILLS

TERM 3 52 DAYS		WEEK 1 - 4	WEEK 5	WEEK 6	WEEK 7	WEEK 8	WEEK 9	WEEK 10	WEEK 11
BEGINNING KNOWLEDGE	CAPS TOPICS:	TERM 1 "THEMES AND COVERAGE"	MY COMMUNITY	MY COMMUNITY	PETS	MANNERS AND RESPONSIBILITY	PLANTS AND SEEDS	FOOD	FOOD
	SKILLS AND VALUES: <ul style="list-style-type: none"> • Scientific Process Skills • Technological Process skills • Geographical skills • Inquiry • Interpretation • Values • Attitudes 		<ul style="list-style-type: none"> • Investigate 	<ul style="list-style-type: none"> • Identify Problems • Problem Solving 			<ul style="list-style-type: none"> • Scientific Process Skills • Attitudes 	<ul style="list-style-type: none"> • Scientific & Technological Process Skills • Attitudes • Values 	<ul style="list-style-type: none"> • Scientific & Technological Process Skills • Attitudes • Values
	REMEMBER to always be aware of activities to promote Executive Functioning: Working memory, Inhibitory control and Self-regulation Learner talk, discussion, exploration, INQUIRY 'find-out', problem solving, thinking and reasoning is of utmost importance								
KNOWLEDGE:		PLACE <ul style="list-style-type: none"> • Knowledge of the different places in my community and what they are used for 	PLACE <ul style="list-style-type: none"> • How to respect and use facilities in my community and why we should not litter 			LIFE AND LIVING <ul style="list-style-type: none"> • Know the different parts of a plant • The importance of plants • Understanding how plants grow and what they need to grow 	LIFE AND LIVING <ul style="list-style-type: none"> • Identify food from different food groups • Know where food products come from • Ways to store & preserve food 	LIFE AND LIVING <ul style="list-style-type: none"> • Identify food from different food groups • Know where food products come from • Ways to store & preserve food • Process 	




FOUNDATION PHASE ANNUAL TEACHING PLAN GRADE 1: LIFE SKILLS

<p>CAPS CONTENT:</p> <p>ENSURE OPTIMAL USE OF DBE WORKBOOKS Reading for meaning (comprehension) of fictional and non-fictional text</p>		<ul style="list-style-type: none"> • Places in my community • People in my community 	<ul style="list-style-type: none"> • Looking after facilities in my community • Keeping places clean - littering 	<p>No natural link</p>	<ul style="list-style-type: none"> • Why we need plants • What plants look like - roots, stem, leaves, flowers • What plants need to grow • Growing a plant from a seed 	<ul style="list-style-type: none"> • Where different foods come from: fruit; vegetables; dairy; meat 	<ul style="list-style-type: none"> • Storing food - fresh, tinned, dried, frozen
<p>RESOURCES: Flashcards/ Vocabulary for Focus board and Word Wall Library books/books</p>		<ul style="list-style-type: none"> • DBE WB Pg. 2-9 • Real places • Google Maps 	<ul style="list-style-type: none"> • DBE WB pg. 2-9 • Charts • Videos 		<ul style="list-style-type: none"> • DBE WB pg. 18-25 • 3D • Tools, Soil, seeds etc. • Videos 	<ul style="list-style-type: none"> • DBE WB pg. 26 -32 • 3D 	<ul style="list-style-type: none"> • DBE WB pg. 26 -32 • 3D • Video • Make orange jam? Ingredients 6-8 oranges 1 cup of sugar & water
<p>WEATHER: WEATHER TO BE TAUGHT UNTIL LEARNERS CAN INDEPENDENTLY OBSERVE THE WEATHER AND CHANGE THE ICONS DAILY. THE WEATHER CHART SHOULD BE UPDATED DAILY THROUGHOUT THE YEAR.</p> <ul style="list-style-type: none"> • Predictions • Minimum and maximum temperature • Symbols (Celsius, weather forecast) • Cloud cover • Complete own weather chart - Precipitation (rain), wind, etc. • Complete own weather chart. Precipitation (rain) , wind, etc. Develop knowledge and skills progressively. 							



FOUNDATION PHASE ANNUAL TEACHING PLAN GRADE 1: LIFE SKILLS

	INFORMAL ASSESSMENT:	<ul style="list-style-type: none">• The practical activities must be observed and informally assessed during daily lesson activities in Life Skills. Also note SKAVs that is developing, developed and mastered for Home Language and Mathematics• Some written activities can be given.• Skills, knowledge application, attitude and values are not meant to be an assessment activity but ensure that learners are afforded opportunities to demonstrate these skills orally and practically.• This is informal and continuous.
	SCHOOL BASED ASSESSMENT:	REFER TO DBE SBA Guidelines 

FOUNDATION PHASE ANNUAL TEACHING PLAN GRADE 1: LIFE SKILLS



TERM 3 52 DAYS		WEEK 1 - 4	WEEK 5	WEEK 6	WEEK 7	WEEK 8	WEEK 9	WEEK 10	WEEK 11	
CREATIVE ARTS	CAPS TOPICS:	TERM 1 "THEMES AND COVERAGE"	MY COMMUNITY	MY COMMUNITY	PETS	MANNERS AND RESPONSIBILI- TY	PLANTS AND SEEDS	FOOD	FOOD	
	REMEMBER to always be aware of activities to promote Executive Functioning : Working memory, Inhibitory control and Self-regulation									
	CREATE IN 2D Learners to EACH have their own ice cream container with their own stationery (pritt, scissors, pencil crayons, crayons etc.)									
	Make paintings and drawings of real or imaginary creatures; encourage awareness of line and shape, and added detail; describe own pictures (oral)		X						X	
	Make paintings and drawings of self-using various modes of transport; encourage awareness of line and shape, colour, and contrast (e.g. big/small, long/short)			X						
	CREATE IN 3D (CONSTRUCTING) Learners to have their own dough in a container									
Make models of imaginative creatures using clay, playdough or recyclable materials;					X		X			




FOUNDATION PHASE ANNUAL TEACHING PLAN GRADE 1: LIFE SKILLS

	emphasize appropriate use of materials and spatial awareness									
	Emphasize appropriate use of materials and spatial awareness				X	X				
PERFORMING ARTS	IMPROVISE AND INTERPRET									
	Choosing and making own movement sentences to interpret a theme with a beginning and an end		X				X			X
	Clapping rhythms in three or four time. Moving to the music in three or 4 time (on the spot or around the chair)				X			X		
	Dramatizing a make-believe situation based on South African poem, song or story guided by teacher (seated)						X		X	
	GAMES AND SKILLS									
	Warming up the body: e.g., leading with the nose, elbow, knee		X							
	Combining locomotor (on the spot or around the chair) and non-locomotor movements such as run,				X					X



FOUNDATION PHASE ANNUAL TEACHING PLAN GRADE 1: LIFE SKILLS


run-forward-shrink-stretch-up								
Mime actions showing emotion using visualization such as eating my favourite food, opening a book				X				
Games focusing on numeracy and literacy such as number songs and rhymes, making shapes through movement		X			X			X
Listening skills through music games using different tempo, pitch, dynamics, duration			X			X		
Cooling down the body and relaxation: using imagery or words such as shrink slowly and grow slowly		X		X	X		X	
INFORMAL ASSESSMENT	<ul style="list-style-type: none"> • The activities must be observed and assessed during daily lesson activities in Life Skills. Also note SKAVs that is developed and mastered for Home Language and Mathematics • Ensure that learners are afforded opportunities to demonstrate these skills practically. • This is informal and continuous. 							
SCHOOL BASED ASSESSMENT:	REFER TO DBE SBA Guidelines 							



FOUNDATION PHASE ANNUAL TEACHING PLAN GRADE 1: LIFE SKILLS

TERM 3 52 DAYS		WEEK 1 - 4	WEEK 5	WEEK 6	WEEK 7	WEEK 8	WEEK 9	WEEK 10	WEEK 11	
PHYSICAL EDUCATION	CAPS TOPICS:	TERM 1 "THEMES AND COVERAGE"	MY COMMUNITY	MY COMMUNITY	PETS	MANNERS AND RESPONSIBILI-TY	PLANTS AND SEEDS	FOOD	FOOD	
	SKILLS:	<p>PLAY IS THE NATURAL WAY LEARNERS LEARN AT THIS AGE AND STAGE OF DEVELOPMENT. PLAY SHOULD NOT BE WITHELD.</p> <ul style="list-style-type: none"> Maintain social distancing. Activities has been modified to maintain social distancing. The activities are adapted for a classroom situation- where overcrowding exist- allow learners to be keep a safe distance outside the class. Locomotor activities can be practiced whilst learners are walking in and out of class in the morning or returning from interval. Navigating safely when responding to movement instructions Ensure that the lessons have the following activities: warm-up, main and cool down. You could combine some of the warming-up, locomotor and non-locomotor activities of creative games and skills with PE. Allow learners to use their own apparatus or alternatively use the apparatus in groups on different days to allow for sanitizing. All equipment to be washed down after every use (1 litre of water and 5 tablespoons of jik) <p>PLEASE NOTE, EVEN THOUGH ACTIVITIES HAVE BEEN PLOTTED PER WEEK, YOU MAY CHANGE THE ACTIVITIES TO SUIT YOUR NEED OR/AND CONTEXT</p>								
	REMEMBER to always be aware of activities to promote EXECUTIVE FUNCTION - Working memory Inhibitory control Self-regulation									
	LOCOMOTOR Use the space around the chair or an area demarcated (marked) for movement									
	Move – jump, run, and crawl.						X	X		
Walk backwards on heels and toes		X	X							
Walk forward crossing dominant leg over					X			X		
Follow instructions to move fast and slow- on the spot		X	X			X	X			

FOUNDATION PHASE ANNUAL TEACHING PLAN GRADE 1: LIFE SKILLS

RHTHYM								
Rope skipping: alone, Using no apparatus- Continue to move the arms for a full swing			X	X			X	
LATERALITY								
Only if you have space in a demarcated area and learners are schooled and adhere to social distancing Learners wait their turn and sit in demarcated spaces								
Hop-scotch with non- dominant leg			X					
Walking and swinging a rope sash/ribbon using non-dominant leg (Walk around the perimeter of the netball court – observing social distancing						X		
INFORMAL ASSESSMENT:	<ul style="list-style-type: none"> • The activities must be observed and assessed during daily lesson activities in Life Skills. Also note SKAVs that is developed and mastered for Home Language and Mathematics • Ensure that learners are afforded opportunities to demonstrate these skills practically. • This is informal and continuous. 							
SCHOOL BASED ASSESSMENT:	REFER TO DBE SBA Guidelines 							


FOUNDATION PHASE ANNUAL TEACHING PLAN GRADE 1: LIFE SKILLS

GRADE 1 REVISED TEACHING PLANS: LIFE SKILLS

TERM 4 47 DAYS		WEEK 1- 3	WEEK 4	WEEK 5	WEEK 6	WEEK 7	WEEK 8	WEEK 9	WEEK 10
PERSONAL & SOCIAL WELL-BEING	CAPS TOPICS:	TERM 1 "THEMES AND COVERAGE"	HOMES	HOMES	PICTURE MAPS	WATER	WATER	THE SKY AT NIGHT	THE SKY AT NIGHT
	SKILLS AND VALUES:		<ul style="list-style-type: none"> Identify Compare 	<ul style="list-style-type: none"> Identify Compare 		<ul style="list-style-type: none"> Identify safe and unsafe water 	<ul style="list-style-type: none"> To know that we do not waste water 		
	CORE CONCEPTS & KNOWLEDGE		<ul style="list-style-type: none"> The home I live in 	<ul style="list-style-type: none"> The home I live in 	<ul style="list-style-type: none"> Can I find my way? 	<ul style="list-style-type: none"> Healthy lifestyle Preserving resources What to do if there are leaks or a dripping tap 	<ul style="list-style-type: none"> Healthy Lifestyle Water that is safe to drink 		
	REMEMBER to always be aware of activities to promote EXECUTIVE FUNCTION - Working memory Inhibitory control Self-regulation								
CAPS CONTENT:						<ul style="list-style-type: none"> Ways water is wasted Ways of saving water 	<ul style="list-style-type: none"> Safe and unsafe drinking water 	No natural link	
Ensure Optimal Use of DBE Workbooks Reading for meaning (comprehension) of									



FOUNDATION PHASE ANNUAL TEACHING PLAN GRADE 1: LIFE SKILLS

<p>fictional and non-fictional text</p>					
<p>RESOURCES: Ensure optimal use of DBE workbooks</p> <p>Flashcards/ Vocabulary for Focus board and Word Wall Library books/books</p>			<ul style="list-style-type: none"> • DBE WB pg. 50-57 • Video 	<ul style="list-style-type: none"> • DBE WB pg. 50-57 • Video 	
<p>RELIGIOUS AND OTHER SPECIAL DAYS CELEBRATED BY THE COMMUNITY SHOULD BE DISCUSSED AS THEY OCCUR THROUGHOUT THE TERM</p>					
<p>INFORMAL ASSESSMENT:</p>	<ul style="list-style-type: none"> • The activities must be observed and assessed during daily lesson activities in Life Skills. Also note SKAVs that is developed and mastered for Home Language and Mathematics. • Written activities can be given. • Skills, knowledge application, attitude and values are not meant to be an assessment activity but rather should ensure that learners are afforded opportunities to demonstrate these skills orally, practically and in written form. • This is informal and continuous. 				
<p>SCHOOL BASED ASSESSMENT:</p>	<p>REFER TO DBE SBA Guidelines</p> 				




FOUNDATION PHASE ANNUAL TEACHING PLAN GRADE 1: LIFE SKILLS

TERM 4 47 DAYS		WEEK 1-3	WEEK 4	WEEK 5	WEEK 6	WEEK 7	WEEK 8	WEEK 9	WEEK 10	
BEGINNING KNOWLEDGE:	CAPS TOPICS:	TERM 1 "THEMES AND COVERAGE"	HOMES	HOMES	PICTURE MAPS	WATER	WATER	THE SKY AT NIGHT	THE SKY AT NIGHT	
	SKILLS AND VALUES: <ul style="list-style-type: none"> • Scientific Process Skills • Technological Process skills • Geographical skills • Inquiry • Interpretation • Values • Attitudes 		<ul style="list-style-type: none"> • Investigate • Question • Analyze • Organize 	<ul style="list-style-type: none"> • Technological Process Skills • Design and make • Attitudes • Values 	<ul style="list-style-type: none"> • Geographical Skills (Simple Map reading) 	<ul style="list-style-type: none"> • Scientific Process Skills • Attitudes • Values 	<ul style="list-style-type: none"> • Technological Process Skills & Scientific Process Skills • Values • Attitudes 	<ul style="list-style-type: none"> • Scientific Process Skills • Observation • Comparing • Recording • Values • Attitudes 	<ul style="list-style-type: none"> • Scientific Process Skills • Observation • Comparing • Recording • Values • Attitudes 	
	REMEMBER to always be aware of activities to promote Executive Functioning: Working memory, Inhibitory control and Self-regulation Learner talk, discussion, exploration, INQUIRY 'find-out', problem solving, thinking and reasoning is of utmost importance									
	KNOWLEDGE:		Matter and Materials Technological process skills <ul style="list-style-type: none"> • Different types of homes • Material and suitability for weather conditions 	Matter and Materials <ul style="list-style-type: none"> • Different types of homes • Material and suitability for weather conditions 	Place <ul style="list-style-type: none"> • Be able to use directions to find a place (navigate) on a picture map • Problem solve 	Conservation <ul style="list-style-type: none"> • Different uses of water • Conserving water 	Conservation <ul style="list-style-type: none"> • Different ways of storing clean water (Water conservation) • Prevent wastage of water 	Planet Earth and Beyond <ul style="list-style-type: none"> • Understand how day changes to night • The moon and stars and their functions 	Planet Earth and Beyond <ul style="list-style-type: none"> • Understand how day changes to night • The moon and stars and their functions 	
	CAPS CONTENT:		<ul style="list-style-type: none"> • Types of homes - include flats, houses, shacks, traditional homes 	<ul style="list-style-type: none"> • What different homes are made of - include wood, 	<ul style="list-style-type: none"> • Finding places and things on a picture map (identify) 	<ul style="list-style-type: none"> • Uses of water at home and school • Ways water is wasted 	<ul style="list-style-type: none"> • Ways of saving water • Storing clean water 	<ul style="list-style-type: none"> • Changing from day to night • The moon 	<ul style="list-style-type: none"> • When we can see the moon • Stars 	



FOUNDATION PHASE ANNUAL TEACHING PLAN GRADE 1: LIFE SKILLS

<p>ENSURE OPTIMAL USE OF DBE WORKBOOKS Reading for meaning (comprehension) of fictional and non-fictional text</p>		<ul style="list-style-type: none"> Homes to suit different weather conditions 	<p>mud, bricks, tin, stone, hardboard, plastic</p>	<ul style="list-style-type: none"> Finding the way from one place to another 	<ul style="list-style-type: none"> Safe and unsafe drinking water 	<ul style="list-style-type: none"> “Harvesting rain water” 	<p>What the moon looks like</p>	<ul style="list-style-type: none"> A star burns like the sun
<p>RESOURCES: Flashcards/ Vocabulary for Focus board and Word Wall Library books/books</p>		<ul style="list-style-type: none"> DBE WB pg. 34-41 Models of homes Materials to build own model Videos Chart 	<ul style="list-style-type: none"> DBE WB pg.34-41 3D Materials Videos Chart 	<ul style="list-style-type: none"> DBE WB pg. 42-49 Simple picture maps Simple maps Mazes The school grounds 	<ul style="list-style-type: none"> DBE WB pg. 50 - 57 Real-life experience in school grounds 	<ul style="list-style-type: none"> DBE WB pg. 50-57 Use a rain gauge or make your own Chart 	<ul style="list-style-type: none"> DBE WB pg. 58 -61 The sky at night Globe Torch Video 	<ul style="list-style-type: none"> DBE WB pg. 58-61 Models Video Material to make own models
<p>WEATHER: WEATHER TO BE TAUGHT UNTIL LEARNERS CAN INDEPENDENTLY OBSERVE THE WEATHER AND CHANGE THE ICONS DAILY. THE WEATHER CHART SHOULD BE UPDATED DAILY THROUGHOUT THE YEAR.</p> <ul style="list-style-type: none"> Predictions Minimum and maximum temperature Symbols (Celsius, weather forecast) Cloud cover Complete own weather chart - Precipitation (rain), wind, etc. Complete own weather chart. Precipitation (rain) , wind, etc. Develop knowledge and skills progressively 								
<p>INFORMAL ASSESSMENT</p>	<ul style="list-style-type: none"> The practical activities must be observed and informally assessed during daily lesson activities in Life Skills. Also note SKAVs that is developing, developed and mastered for Home Language and Mathematics Some written activities can be given. Skills, knowledge application, attitude and values are not meant to be an assessment activity but ensure that learners are afforded opportunities to demonstrate these skills orally and practically. This is informal and continuous. 							
<p>SCHOOL BASED ASSESSMENT:</p>	<p>REFER TO DBE SBA Guidelines</p> 							

FOUNDATION PHASE ANNUAL TEACHING PLAN GRADE 1: LIFE SKILLS



TERM 4 47 DAYS		WEEK 1-3	WEEK 4	WEEK 5	WEEK 6	WEEK 7	WEEK 8	WEEK 9	WEEK 10	
CREATIVE ARTS	CAPS TOPICS:	TERM 1 "THEMES AND COVERAGE"	HOMES	HOMES	PICTURE MAPS	WATER	WATER	THE SKY AT NIGHT	THE SKY AT NIGHT	
	REMEMBER to always be aware of activities to promote Executive Functioning : Working memory, Inhibitory control and Self-regulation									
	CREATE IN 2D Learners to have own stationery, food colouring, paint etc.									
	Make a drawing or painting relevant to the Terms topics. Focus on body in action line, shape and colour		X		X			X		X
	CREATE IN 3D (MODELLING) Learners to have clay for their own use in a sealed container									
	Make models of self in action in own environment clay/ playdough; encourage personal expression, appropriate use of materials and spatial awareness			X					X	
PERFORMING	IMPROVISE AND INTERPRET									
	Representing objects, ideas in movement and sound such as: making a				X					




FOUNDATION PHASE ANNUAL TEACHING PLAN GRADE 1: LIFE SKILLS

machine, a magic forest, ambulance individually or in groups									
Classroom performance incorporating a South African song/poem/ story with movement and dramatization- Well spaced		X			X			X	
GAMES AND SKILLS									
Warming up the body: different levels such as high: picking an apple, low: crawling and medium, crouching		X		X			X		
Locomotor movements: hopping, galloping, running, and skipping around the chair and changing directions			X		X				
Non-locomotor movements: combining twisting, swinging the arms, side bends and jumps					X				
Clapping games on desk developing focus and co-ordination		X					X		



FOUNDATION PHASE ANNUAL TEACHING PLAN GRADE 1: LIFE SKILLS

	Listening to music and describing how it makes you feel using words such as happy, sad, etc.			X				X	
	Cooling down the body and relaxation –feel like a feather and float through the sky				X		X		
	INFORMAL ASSESSMENT:	<ul style="list-style-type: none"> • The activities must be observed and assessed during daily lesson activities in Life Skills. Also note SKAVs that is developed and mastered for Home Language and Mathematics • Ensure that learners are afforded opportunities to demonstrate these skills practically. • This is informal and continuous. 							
	SCHOOL BASED ASSESSMENT:	<p>REFER TO DBE SBA Guidelines</p> 							



FOUNDATION PHASE ANNUAL TEACHING PLAN GRADE 1: LIFE SKILLS

TERM 4 47 DAYS		WEEK 1-3	WEEK 4	WEEK 5	WEEK 6	WEEK 7	WEEK 8	WEEK 9	WEEK 10	
CAPS TOPICS:		TERM 1 "THEMES AND COVERAGE"	HOMES	HOMES	PICTURE MAPS	WATER	WATER	THE SKY AT NIGHT	THE SKY AT NIGHT	
PHYSICAL EDUCATION	SKILLS: REMEMBER to always be aware of activities to promote EXECUTIVE FUNCTION - Working memory Inhibitory control Self-regulation	<p>PLAY IS THE NATURAL WAY LEARNERS LEARN AT THIS AGE AND STAGE OF DEVELOPMENT. PLAY SHOULD NOT BE WITHHELD.</p> <ul style="list-style-type: none"> • Maintain social distancing. • Activities has been modified to maintain social distancing. • The activities are adapted for a classroom situation- where overcrowding exist- allow learners to be keep a safe distance outside the class. • Locomotor activities can be practiced whilst learners are walking in and out of class in the morning or returning from interval. • Navigating safely when responding to movement instructions • Ensure that the lessons have the following activities: warm-up, main and cool down. You could combine some of the warming-up, locomotor and non-locomotor activities of creative games and skills with PE. • Allow learners to use their own apparatus or alternatively use the apparatus in groups on different days to allow for sanitizing. • All equipment to be washed down after every use (1 litre of water and 5 tablespoons of jik) <p>PLEASE NOTE, EVEN THOUGH ACTIVITIES HAVE BEEN PLOTTED PER WEEK, YOU MAY CHANGE THE ACTIVITIES TO SUIT YOUR NEED OR/AND CONTEXT</p>								
	LOCOMOTOR									
	Demarcated area- working with small groups- social distancing									
	Walk, run and skip using signal to change from walking to running; etc. Adapt for classroom						X	X		
Non-locomotor: spin alone			X							



FOUNDATION PHASE ANNUAL TEACHING PLAN GRADE 1: LIFE SKILLS

RHYTHM								
Follow instruction using a musical instrument to signal change On the spot: Marching, running, skipping, walk bend		X			X			X
COORDINATION								
Foot-eye co-ordination, greeting each other by touching the feet		X						
BALANCE								
Walk on ropes-backward, forward and sideways with or without crossing feet – on the way to the bathroom and return		X	X		X		X	X
Walk on ropes with hands on head, hands behind backs hands on hips. on the way to the bathroom and return			X			X		
Stand on tip toes, crouch on haunches, walk on the balls of the feet, walk on the heels slowly around the chair		X			X			X



FOUNDATION PHASE ANNUAL TEACHING PLAN GRADE 1: LIFE SKILLS

SPATIAL ORIENTATION								
Human shapes- form numbers 1,2,3, or letters A, B, C in a human chain.		X						X
LATERALITY								
Turn on the spot to the left and to the right			X				X	
Throw a BEAN BAG through a hoop with L/R hand	X							
INFORMAL ASSESSMENT:	<ul style="list-style-type: none"> • The activities must be observed and assessed during daily lesson activities in Life Skills. Also note SKAVs that is developed and mastered for Home Language and Mathematics • Ensure that learners are afforded opportunities to demonstrate these skills practically. • This is informal and continuous. 							
SCHOOL BASED ASSESSMENT:	REFER TO DBE SBA Guidelines 